

Telesto mirror cleaning


Needed material:

- Clean gloves
- Hex key for the shutters
- Clean wipers
- Spray for lenses




Procedure:


1. Put the telescope at Zenith (either with the manual pad, either from N.I.N.A.)
2. Push up the cloth cover




3. Remove the 4 shutters



4. Pull up the metallic cylinder until about 10cm above the mirror



5. Put some clean gloves
6. Spray the lens product on top of the mirror and wait 30 seconds
7. With radial movement (from the center to the border) gently pull the clean wiper (do not press with your hands/fingers, just pull the clean wiper).



8. Put back down the metallic cylinder
9. Mount the shutters back and verify they open/close correctly (with OSBus)
10. Put back the cloth
11. Park the telescope and observe even clearer skies!!