

# Characterization of the Kepler-101 planetary system with HARPS-N<sup>\*</sup>

## A hot super-Neptune with an Earth-sized low-mass companion

A. S. Bonomo<sup>1</sup>, A. Sozzetti<sup>1</sup>, C. Lovis<sup>2</sup>, L. Malavolta<sup>3,4</sup>, K. Rice<sup>5</sup>, L. A. Buchhave<sup>6,7</sup>, D. Sasselov<sup>6</sup>, A. C. Cameron<sup>8</sup>, D. W. Latham<sup>6</sup>, E. Molinari<sup>9,10</sup>, F. Pepe<sup>2</sup>, S. Udry<sup>2</sup>, L. Affer<sup>11</sup>, D. Charbonneau<sup>6</sup>, R. Cosentino<sup>9</sup>, C. D. Dressing<sup>6</sup>, X. Dumusque<sup>6</sup>, P. Figueira<sup>12</sup>, A. F. M. Fiorenzano<sup>9</sup>, S. Gettel<sup>6</sup>, A. Harutyunyan<sup>9</sup>, R. D. Haywood<sup>8</sup>, K. Horne<sup>8</sup>, M. Lopez-Morales<sup>6</sup>, M. Mayor<sup>2</sup>, G. Micela<sup>11</sup>, F. Motalebi<sup>2</sup>, V. Nascimbeni<sup>3</sup>, D. F. Phillips<sup>6</sup>, G. Piotto<sup>3,4</sup>, D. Pollacco<sup>13</sup>, D. Queloz<sup>2,14</sup>, D. Ségransan<sup>2</sup>, A. Szentgyorgyi<sup>6</sup>, and C. Watson<sup>15</sup>

<sup>1</sup> INAF - Osservatorio Astrofisico di Torino, via Osservatorio 20, 10025 Pino Torinese, Italy

<sup>2</sup> Observatoire Astronomique de l'Université de Genève, 51 ch. des Maillettes, 1290 Versoix, Switzerland

<sup>3</sup> Dipartimento di Fisica e Astronomia "Galileo Galilei", Università di Padova, Vicolo dell'Osservatorio 3, 35122 Padova, Italy

<sup>4</sup> INAF - Osservatorio Astronomico di Padova, Vicolo dell'Osservatorio 5, 35122 Padova, Italy

<sup>5</sup> SUPA, Institute for Astronomy, Royal Observatory, University of Edinburgh, Blackford Hill, Edinburgh EH93HJ, UK

<sup>6</sup> Harvard-Smithsonian Center for Astrophysics, 60 Garden Street, Cambridge, Massachusetts 02138, USA

<sup>7</sup> Centre for Star and Planet Formation, Natural History Museum of Denmark, University of Copenhagen, DK-1350 Copenhagen, Denmark

<sup>8</sup> SUPA, School of Physics & Astronomy, University of St. Andrews, North Haugh, St. Andrews Fife, KY16 9SS, UK

<sup>9</sup> INAF - Fundación Galileo Galilei, Rambla Jos Ana Fernandez Prez 7, 38712 Brea Baja, Spain

<sup>10</sup> INAF - IASF Milano, via Bassini 15, 20133, Milano, Italy

<sup>11</sup> INAF - Osservatorio Astronomico di Palermo, Piazza del Parlamento 1, 90124 Palermo, Italy

<sup>12</sup> Centro de Astrofísica, Universidade do Porto, Rua das Estrelas, 4150-762 Porto, Portugal

<sup>13</sup> Department of Physics, University of Warwick, Gibbet Hill Road, Coventry CV4 7AL, UK

<sup>14</sup> Cavendish Laboratory, J J Thomson Avenue, Cambridge CB3 0HE, UK

<sup>15</sup> Astrophysics Research Centre, School of Mathematics and Physics, Queens University, Belfast, UK

Received... / Accepted ...

### ABSTRACT

We report on the characterization of the Kepler-101 planetary system, thanks to a combined DE-MCMC analysis of *Kepler* data and forty radial velocities obtained with the HARPS-N spectrograph. This system was previously validated by Rowe et al. (2014) and is composed of a hot super-Neptune, Kepler-101b, and an Earth-sized planet, Kepler-101c. These two planets orbit the slightly evolved and metal-rich G-type star in 3.49 and 6.03 days, respectively. With mass  $M_p = 51.1^{+5.1}_{-4.7} M_\oplus$ , radius  $R_p = 5.77^{+0.85}_{-0.79} R_\oplus$ , and density  $\rho_p = 1.45^{+0.83}_{-0.48} \text{ g cm}^{-3}$ , Kepler-101b is the first fully-characterized super-Neptune, and its density suggests that heavy elements make up a significant fraction of its interior; more than 60% of its total mass. Kepler-101c has a radius of  $1.25^{+0.19}_{-0.17} R_\oplus$ , which implies the absence of any H/He envelope, but its mass could not be determined due to the relative faintness of the parent star for highly precise radial-velocity measurements ( $K_p = 13.8$ ) and the limited number of radial velocities. The  $1 \sigma$  upper limit,  $M_p < 3.8 M_\oplus$ , excludes a pure iron composition with a 68.3% probability. The architecture of the Kepler-101 planetary system - containing a close-in giant planet and an outer Earth-sized planet with a period ratio slightly larger than the 3:2 resonance - is certainly of interest for planet formation and evolution scenarios. This system does not follow the trend, seen by Ciardi et al. (2013), that in the majority of *Kepler* systems of planet pairs with at least one Neptune-size or larger planet, the larger planet has the longer period.

**Key words.** planetary systems: individual (Kepler-101, KOI-46, KIC 10905239) – stars: fundamental parameters – techniques: photometric – techniques: spectroscopic – techniques: radial velocities.

## 1. Introduction

Studies of planetary population synthesis within the context of the core accretion model (e.g., Ida & Lin 2008; Mordasini et al.

Send offprint requests to:

e-mail: bonomo@oato.inaf.it

\* Based on observations made with the Italian Telescopio Nazionale Galileo (TNG) operated on the island of La Palma by the Fundación Galileo Galilei of the INAF (Istituto Nazionale di Astrofisica) at the Spanish Observatorio del Roque de los Muchachos of the Instituto de Astrofísica de Canarias.

2009) suggest that the planetary Initial Mass Function is characterized by physically significant minima and maxima. In particular, a minimum in the approximate range  $30 \lesssim M_p \lesssim 70 M_\oplus$  is understood as evidence for a dividing line between planets dominated in their interior composition by heavy elements, and giant gaseous planets that undergo runaway gas accretion. Recent theoretical work (Mordasini et al. 2012) has also reproduced the basic shape of the planetary mass - radius relation and its time evolution in terms of the fraction of heavy elements  $Z = M_Z/M$  in a planet. In particular, the radius distribution is predicted to be bimodal, with a wide local minimum in the approximate range

$6 \lesssim R_p \lesssim 8 R_\oplus$ , roughly coinciding with the minimum in the range of planetary masses indicated above. Furthermore, as regards the possible architectures of multiple-planet systems, considerable attention has been devoted to gauging the likelihood of the formation and survival of terrestrial-type planets interior and exterior to close-in higher-mass objects that have undergone Type I or II migration. In particular, recent investigations have not only shown that hot Earths might be found in systems in which disk material has been shepherded by a migrating giant (Raymond et al. 2008), or that water-rich terrestrial planets can still form in the habitable zones of systems containing a hot Jupiter (Fogg & Nelson 2007), but also that terrestrial planets could be found just outside the orbit of a hot Jupiter in configurations with a variable degree of dynamical interaction (Ogihara et al. 2013).

The class of transiting exoplanets is uniquely suited to provide powerful constraints on the theoretical predictions of the formation, structural, and dynamical evolution history of planetary systems such as those listed above. For example, the observed  $R_p - M_p$  diagram points towards a paucity of planets with properties intermediate between those of Neptune and Saturn. In particular, the mass bin between 30 and 60  $M_\oplus$  and the radius bin between 5 and 7  $R_\oplus$ , are amongst the most underpopulated, despite the fact that objects with such characteristics should be relatively easy to find in high-precision photometric and spectroscopic datasets. Furthermore, data from the Kepler mission indicates that, for multiple-planet architectures in which one object is approximately Neptune-sized or larger, the larger planet is most often the planet with the longer period (Ciardi et al. 2013), and also that in general a lack of companion planets in hot-Jupiter systems is observed (e.g., Latham et al. 2011; Steffen et al. 2012).

In this work we combine Kepler photometry with high-precision radial-velocity measurements of the Kepler-101 two-planet system gathered in the context of the GTO program of the HARPS-N Consortium (Pepe et al. 2013; Dumusque et al. 2014). Kepler-101 was initially identified as Kepler Object of Interest 46 (KOI-46). It was subsequently validated by Rowe et al. (2014), who derived orbital periods of 3.49 d and 6.03 d, and planetary radii of 5.87  $R_\oplus$  and 1.33  $R_\oplus$  for Kepler-101b and Kepler-101c, respectively, and also carried out successful dynamical stability tests. Our combined spectroscopic and photometric analysis allows us to derive a dynamical mass for Kepler-101-b and to place constraints on that of Kepler-101c. The much improved characterization of the Kepler-101 system permits us to identify the first fully-characterized super-Neptune planet, and to provide the first observational constraints on the architecture of multiple-planet systems with close-in low-mass giants and outer Earth-sized objects in orbits not far from resonance.

## 2. Data

### 2.1. Kepler photometry

Kepler-101 (see IDs, coordinates, and magnitudes in Table 1) is a relatively faint target ( $K_p = 13.8$ ) for high-precision radial-velocity searches. It was observed by *Kepler* for almost four years, from quarter Q1 up to quarter Q17, with the long-cadence (LC) temporal sampling of 29.4 min, and for ten months, from quarter Q4 up to quarter Q7, in short-cadence (SC) mode, i.e. one point every 58.8 s. The medians of the errors of individual photometric measurements are 155 and 846 ppm for LC and SC data, respectively.

The *Kepler* light curve shows distinct transits of the 3.5 d transiting planet Kepler-101b, with a depth of  $\sim 0.1\%$ . On the other hand, the transits of the Earth-sized companion Kepler-101c, with a period of 6.03 d and a depth of  $\sim 55$  ppm, are embedded in the photon noise. They can be detected after removing the Kepler-101b transits and by using data from more than 4-5 quarters, because the phase-folded transit has a low S/N of  $\sim 11$  when taking all the available LC measurements into account.

The simple-aperture-photometry<sup>1</sup> (Jenkins et al. 2010) measurements were used for the characterization of Kepler-101b and c (Sect. 3) and were corrected from flux contamination by background stars which are located in the *Kepler* mask of our target. This amounts to only a few percent, as estimated by the *Kepler* team<sup>2</sup>.

No clear activity features with amplitude larger than  $\sim 400$  ppm are seen in *Kepler* LC data, indicating that the host star is magnetically quiet.

### 2.2. Spectroscopic follow-up with HARPS-N

#### 2.2.1. Radial-velocity observations

Forty spectra of Kepler-101, with exposure times of half an hour and average S/N of 16 at 550 nm, were obtained with the high-resolution ( $R \sim 115,000$ ) fiber-fed, optical echelle HARPS-N spectrograph, installed during Spring 2012 on the 3.57-m Telescopio Nazionale Galileo (TNG) at the Observatorio del Roque de los Muchachos, La Palma Island, Spain (Cosentino et al. 2012). HARPS-N is a near-twin of the HARPS instrument mounted at the ESO 3.6-m telescope in La Silla (Mayor et al. 2003) optimized for the measurement of high-precision radial velocities ( $\lesssim 1.2$  m s<sup>-1</sup> in 1 hr integration for a  $V \sim 12$  mag, slowly rotating late-G/K-type dwarf). Spectroscopic measurements of Kepler-101 were gathered with HARPS-N in obj\_AB observing mode, i.e. without acquiring a simultaneous Thorium lamp spectrum. Indeed, for this faint target, the instrumental drift during one night is considerably lower than the photon noise uncertainties. The first ten spectra were taken between June and August 2012, before the readout of the red side of the CCD failed, which occurred in late September 2012. Thirty additional measurements were collected from the end of May 2013 up to the end of August 2013, after the replacement of the CCD.

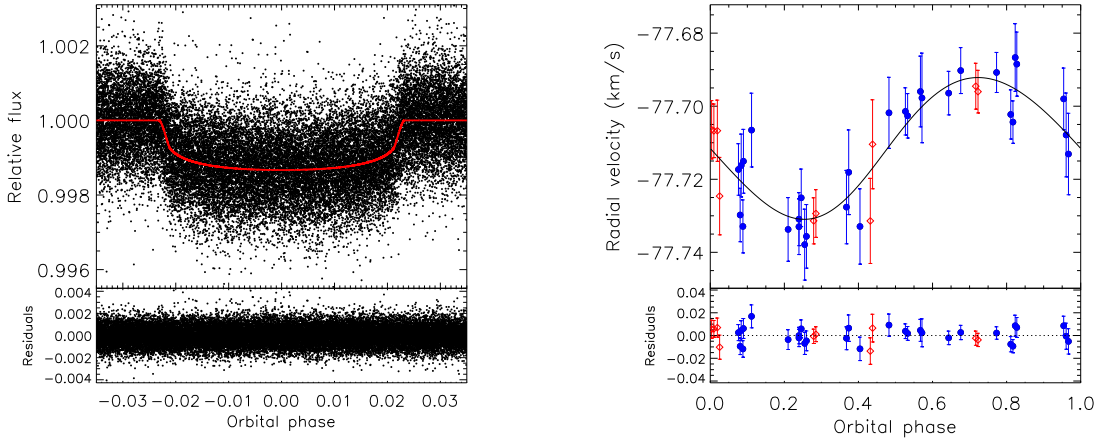
HARPS-N spectra were reduced with the on-line standard pipeline, and radial velocities were measured by means of a weighted cross correlation with a numerical spectral mask of a G2V star (Baranne 1996; Pepe et al. 2002). They are listed in Table 2 along with their  $1\sigma$  photon-noise uncertainties<sup>3</sup>, which range from 5.5 to 12.5 m s<sup>-1</sup>, and bisector spans. HARPS-N radial velocities show a clear variation, with a semi-amplitude of  $19.4 \pm 1.8$  m s<sup>-1</sup>, in phase with the Kepler-101b ephemeris as derived from *Kepler* photometry (see Fig. 1). As expected from the relative faintness of the host star for high-precision radial velocities and the limited number of HARPS-N measurements, the RV signal induced by the Earth-sized planet Kepler-101c is not detected, hence only an upper limit can be placed on its mass.

No correlation or anti-correlation between bisector spans and RVs is seen, as expected when RV variations are induced by planetary companions.

<sup>1</sup> <http://keplergo.arc.nasa.gov/PyKEprimerLCs.shtml>

<sup>2</sup> [http://archive.stsci.edu/kepler/kepler\\_fov/search.php](http://archive.stsci.edu/kepler/kepler_fov/search.php)

<sup>3</sup> RV jitter in our data is negligible as expected from the low magnetic activity level of Kepler-101.



**Fig. 1.** *Left panel:* phase-folded short-cadence transit light curve of Kepler-101b along with the transit model (red solid line). *Right panel:* phase-folded radial-velocity curve of Kepler-101b and, superimposed, the Keplerian orbit model (black solid line). Red and blue circles show the HARPS-N data obtained with the original and replaced CCD, respectively.

### 2.2.2. Stellar atmospheric parameters

We applied two slightly different approaches to derive the photospheric parameters of Kepler-101. The co-addition of all the available HARPS-N spectra (with resulting  $S/N = 96$  at 550 nm) was analysed using the same procedures described in detail by Sozzetti et al. (2004, 2006) and Dumusque et al. (2014), and references therein. A first set of relatively weak Fe I and Fe II lines was selected from the Sousa et al. (2010) list, and equivalent widths (EWs) were measured using the TAME software (Kang & Lee 2012). A second set of iron lines was chosen from the list of Biazzo et al. (2012), and EWs were measured manually. Effective temperature  $T_{\text{eff}}$ , surface gravity  $\log g$ , microturbulence velocity  $\xi_t$ , and iron abundance  $[\text{Fe}/\text{H}]$  were then derived under the assumption of local thermodynamic equilibrium (LTE), using the 2013 version of the spectral synthesis code MOOG (Snedden 1973), a grid of Kurucz ATLAS plane-parallel model stellar atmospheres (Kurucz 1993), and by imposing excitation and ionisation equilibrium. Within the error bars, the two methods provided consistent results. The final adopted values, obtained as the weighted mean of the two independent determinations, are summarized in Table 1. They agree, to within  $1\sigma$ , with the atmospheric parameters found independently with SPC (Buchhave et al. 2014). Both the low  $V \sin i_* = 2.6 \pm 0.5 \text{ km s}^{-1}$  and the average activity index  $\log R'_{\text{HK}} = -5.17 \pm 0.05$  further support the low magnetic activity level of the host star inferred from the *Kepler* light curve.

## 3. Data analysis and system parameters

To determine the system parameters, a Bayesian combined analysis of HARPS-N and *Kepler* data was performed using a Differential Evolution Markov Chain Monte Carlo (DE-MCMC) method (Ter Braak 2006; Eastman et al. 2013). SC *Kepler* data were used to model the transits of Kepler-101b, because they yield a more accurate solution than LC measurements by avoiding the distortion of the transit shape caused by the LC sampling (Kipping 2010). Specifically, eighty-two transits of Kepler-101b were observed in SC mode, which yields a  $S/N$  of  $\sim 190$  for the phase-folded transit. On the other hand, LC measurements were used to perform the Kepler-101c transit modeling because SC data alone do not provide a high enough  $S/N$ . Indeed, fifty transits of Kepler-101c were observed with SC sampling, while

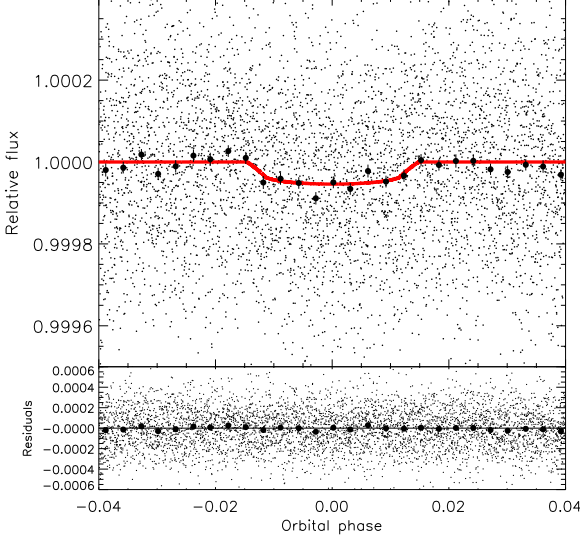
two-hundred and twenty-nine in LC mode. To perform the transit fitting, transits of Kepler-101b and c were individually normalized by fitting a linear function of time to the light curve intervals of twice the transit duration before their ingress and after their egress.

Since the RV signal of Kepler-101c is not detected in our HARPS-N data, we first performed a combined analysis of *Kepler* photometry and HARPS-N radial velocities of Kepler-101b by fitting simultaneously a transit model (Giménez 2006) and a Keplerian orbit. The free parameters of our global model are the transit epoch  $T_0$ , the orbital period  $P$ , two systemic radial velocities for HARPS-N data obtained with both the original ( $V_{r,o}$ ) and the replaced chip ( $V_{r,r}$ ), the radial-velocity semi-amplitude  $K$ ,  $\sqrt{e} \cos \omega$  and  $\sqrt{e} \sin \omega$ , where  $e$  is the eccentricity and  $\omega$  the argument of periastron, the transit duration  $T_{14}$ , the ratio of the planet to stellar radii  $R_p/R_*$ , the inclination  $i$  between the orbital plane and the plane of the sky, and the two limb-darkening coefficients (LDC)  $q_1 = (u_a + u_b)^2$  and  $q_2 = 0.5u_a/(u_a + u_b)$  (Kipping 2013), where  $u_a$  and  $u_b$  are the coefficients of the quadratic limb-darkening law (e.g., Claret 2000). A DE-MCMC analysis with a number of chains equal to twice the number of free parameters was then carried out. After removing the “burn-in” steps, as suggested by Knutson et al. (2009), and achieving convergence and well-mixing of the chains according to Ford (2006), the medians of the posterior distributions and their 34.13% intervals were evaluated and were taken as the final parameters and associated  $1\sigma$  uncertainties, respectively. Mass, radius, and age of the host star were determined by comparing the Yonsei-Yale evolutionary tracks (Demarque et al. 2004) with the stellar effective temperature, metallicity, and density as derived from  $a/R_*$  and Kepler’s third law (see, e.g., Sozzetti et al. 2007; Torres et al. 2012). For this purpose, we considered normal distributions for the  $T_{\text{eff}}$  and  $[\text{Fe}/\text{H}]$  with standard deviations equal to the uncertainties derived from our spectral analysis (Sect. 2.2.2). We used the same chi-square minimization as described in Santerne et al. (2011). Orbital, stellar, and Kepler-101b parameters are reported in Table 1. The SC photometric measurements and HARPS-N data phase-folded with the ephemeris of Kepler-101b are shown in Fig. 1 along with the best solution.

The parent star Kepler-101 is a slightly evolved and metal-rich star, with a mass of  $1.17^{+0.07}_{-0.05} M_{\odot}$ , a radius of  $1.56 \pm 0.20 R_{\odot}$ ,

and an age of  $5.9 \pm 1.2$  Gyr. According to orbital, transit, and the above-mentioned stellar parameters, Kepler-101b has mass, radius, and density of  $M_p = 51.1^{+5.1}_{-4.7} M_\oplus$ ,  $R_p = 5.77^{+0.85}_{-0.79} R_\oplus$ , and  $\rho_p = 1.45^{+0.83}_{-0.48} \text{ g cm}^{-3}$ . These values of mass and radius are in-between those of Neptune and Saturn, making Kepler-101b deserve the name of “super-Neptune”. Given its vicinity to the host star ( $a = 0.047$  au), the equilibrium temperature is high, i.e.  $T_{\text{eq}} \sim 1515$  K. The inferred eccentricity of Kepler-101b is consistent with zero, although - given the current precision - a small eccentricity ( $< 0.17$  at  $1 \sigma$ ) can not be excluded.

The physical parameters of Kepler-101c were determined after those of Kepler-101b. The modeling of its transit was carried out by i) using all the available LC data, ii) considering a circular orbit<sup>4</sup>, iii) oversampling the transit model by a factor of 10 (e.g., Southworth 2012), and iv) fixing the LDC to those which were previously derived because the low transit S/N prevents us from fitting them. The transit of Kepler-101c along with the best fit is shown in Fig. 2. A Bayesian DE-MCMC combined analysis of *Kepler* photometry and the residuals of HARPS-N data, after subtracting the Kepler-101b signal, indicates that this planet has a radius of  $1.25^{+0.19}_{-0.17} R_\oplus$  and a mass  $< 3.78 M_\oplus$ . Indeed, as already mentioned, only an upper limit on the RV semi-amplitude of Kepler-101c can be given, i.e.  $K < 1.17 \text{ m s}^{-1}$ . Consequently, its bulk density is highly uncertain:  $\rho_p < 10.5 \text{ g cm}^{-3}$ . Finally, we point out that both the upper limit on the RV semi-amplitude of Kepler-101c and the orbital parameters of Kepler-101b were found to be fully consistent when modeling the RV data with two Keplerian orbits and imposing gaussian priors on the orbital periods and transit epochs of Kepler-101b and c from *Kepler* photometry.



**Fig. 2.** Planetary transit of the Earth-sized planet Kepler-101c with the transit model (red solid line). Small circles show the phase-folded long-cadence *Kepler* data. Larger circles are the same data binned in 0.003 phase intervals for display purpose.

<sup>4</sup> a circular orbit was adopted for Kepler-101c in the absence of any RV constraint on orbital eccentricity. The latter, in any case, must be lower than 0.2 so as to avoid orbit crossing and system instability. See Sect. 4

**Table 1.** Kepler-101 system parameters. Errors and upper limits refer to  $1 \sigma$  uncertainties.

| <i>Stellar IDs, coordinates, and magnitudes</i>          |   |
|--|---|
| Kepler ID  | 10905239  |
| Kepler Object of Interest                                | KOI-46  |
| USNO-A2 ID   | 1350-09997781                                   |
| 2MASS ID   | 18530131+4821188                                |
| RA (J2000)   | 18:53:01.32                                     |
| Dec (J2000)  | 48:21:18.84                                     |
| Kepler magnitude   | 13.77   |
| Howell Everett Survey Johnson-B                          | 14.52   |
| Howell Everett Survey Johnson-V                          | 13.80   |
| 2MASS J  | 12.40 $\pm$ 0.02                                |
| 2MASS K  | 12.01 $\pm$ 0.02                                |
| <i>Stellar parameters</i>                                |   |
| Effective temperature $T_{\text{eff}}$ [K]               | 5667 $\pm$ 50                                   |
| Metallicity [Fe/H] [dex]                                 | 0.33 $\pm$ 0.07                                 |
| Microturbulence velocity $\xi_t$ [km s <sup>-1</sup> ]   | 1.00 $\pm$ 0.05                                 |
| Rotational velocity $V \sin i_*$ [km s <sup>-1</sup> ]   | 2.6 $\pm$ 0.5                                   |
| Density $\rho_*$ [g cm <sup>-3</sup> ]                   | 0.437 <sup>+0.204</sup> <sub>-0.123</sub>       |
| Mass [M <sub>⊙</sub> ]                                   | 1.17 <sup>+0.07</sup> <sub>-0.05</sub>          |
| Radius [R <sub>⊙</sub> ]                                 | 1.56 $\pm$ 0.20                                 |
| Derived surface gravity log $g$ [cgs]                    | 4.12 <sup>+0.11</sup> <sub>-0.09</sub>          |
| Age $t$ [Gyr]  | 5.9 $\pm$ 1.2                                   |
| Spectral type  | G3IV  |
| Linear limb-darkening coefficient $u_a$                  | 0.28 $\pm$ 0.13                                 |
| Quadratic limb-darkening coefficient $u_b$               | 0.46 $\pm$ 0.20                                 |
| <i>Kepler-101 b</i>                                      |   |
| <i>Transit and orbital parameters</i>                    |   |
| Orbital period $P$ [days]                                | 3.4876812 $\pm$ 0.0000070                       |
| Transit epoch $T_0$ [BJD <sub>TDB</sub> - 2454900]       | 288.77995 $\pm$ 0.00041                         |
| Transit duration $T_{14}$ [h]                            | 3.875 <sup>+0.023</sup> <sub>-0.020</sub>       |
| Radius ratio $R_p/R_*$                                   | 0.03401 <sup>+0.00061</sup> <sub>-0.00082</sub> |
| Inclination $i$ [deg]                                    | 85.82 <sup>+1.73</sup> <sub>-1.53</sub>         |
| $\sqrt{e} \cos \omega$                                   | -0.13 <sup>+0.13</sup> <sub>-0.11</sub>         |
| $\sqrt{e} \sin \omega$                                   | -0.17 <sup>+0.26</sup> <sub>-0.21</sub>         |
| Orbital eccentricity $e$                                 | 0.086 <sup>+0.080</sup> <sub>-0.059</sub>       |
| Argument of periastron $\omega$ [deg]                    | 231 <sup>+32</sup> <sub>-90</sub>               |
| Radial velocity semi-amplitude $K$ [m s <sup>-1</sup> ]  | 19.4 $\pm$ 1.8                                  |
| Systemic velocity $V_{r,r}$ [km s <sup>-1</sup> ]        | -77.7110 $\pm$ 0.0015                           |
| Systemic velocity $V_{r,o}$ [km s <sup>-1</sup> ]        | -77.7440 $\pm$ 0.0025                           |
| $a/R_*$  | 6.55 <sup>+0.88</sup> <sub>-0.69</sub>          |
| Impact parameter $b$                                     | 0.52 <sup>+0.09</sup> <sub>-0.18</sub>          |
| <i>Planetary parameters</i>                              |   |
| Mass $M_p$ [M <sub>⊕</sub> ]                             | 51.1 <sup>+5.1</sup> <sub>-4.7</sub>            |
| Radius $R_p$ [R <sub>⊕</sub> ]                           | 5.77 <sup>+0.85</sup> <sub>-0.79</sub>          |
| Density $\rho_p$ [g cm <sup>-3</sup> ]                   | 1.45 <sup>+0.83</sup> <sub>-0.48</sub>          |
| Surface gravity log $g_p$ [cgs]                          | 3.17 <sup>+0.13</sup> <sub>-0.11</sub>          |
| Orbital semi-major axis $a$ [au]                         | 0.0474 <sup>+0.0010</sup> <sub>-0.0008</sub>    |
| Equilibrium temperature $T_{\text{eq}}$ [K] <sup>a</sup> | 1513 <sup>+103</sup> <sub>-145</sub>            |
| <i>Kepler-101 c</i>                                      |   |
| <i>Transit and orbital parameters</i>                    |   |
| Orbital period $P$ [days]                                | 6.029760 $\pm$ 0.000075                         |
| Transit epoch $T_0$ [BJD <sub>TDB</sub> - 2454900]       | 65.4860 $\pm$ 0.0088                            |
| Transit duration $T_{14}$ [h]                            | 3.87 $\pm$ 0.24                                 |
| Radius ratio $R_p/R_*$                                   | 0.00732 <sup>+0.00063</sup> <sub>-0.00054</sub> |
| Inclination $i$ [deg]                                    | 84.6 <sup>+3.4</sup> <sub>-3.1</sub>            |
| Orbital eccentricity $e$                                 | 0 (fixed)                                       |
| Argument of periastron $\omega$ [deg]                    | 90 (fixed)                                      |
| Radial velocity semi-amplitude $K$ [m s <sup>-1</sup> ]  | < 1.17  |
| $a/R_*$  | 8.0 <sup>+3.0</sup> <sub>-2.1</sub>             |
| Impact parameter $b$                                     | 0.75 <sup>+0.13</sup> <sub>-0.36</sub>          |
| <i>Planetary parameters</i>                              |   |
| Mass $M_p$ [M <sub>⊕</sub> ]                             | < 3.78  |
| Radius $R_p$ [R <sub>⊕</sub> ]                           | 1.25 <sup>+0.19</sup> <sub>-0.17</sub>          |
| Density $\rho_p$ [g cm <sup>-3</sup> ]                   | < 10.5  |
| Orbital semi-major axis $a$ [au]                         | 0.0684 $\pm$ 0.0014                             |
| Equilibrium temperature $T_{\text{eq}}$ [K] <sup>a</sup> | 1413 <sup>+238</sup> <sub>-210</sub>            |

<sup>a</sup> Black-body equilibrium temperature assuming a null Bond albedo and uniform heat redistribution to the night side.

**Table 2.** HARPS-N radial velocities and bisector spans of Kepler-101. The last column indicates the HARPS-N CCD: O and R stand for the original and the replaced CCD, respectively (see text).

| BJD <sub>UTC</sub><br>-2450000 | RV<br>(m s <sup>-1</sup> ) | ±1 $\sigma$<br>(m s <sup>-1</sup> ) | Bis. span<br>(m s <sup>-1</sup> ) | CCD |
|--------------------------------|----------------------------|-------------------------------------|-----------------------------------|-----|
| 6102.618403                    | -77739.82                  | 8.38                                | -28.13                            | O   |
| 6102.639630                    | -77757.71                  | 10.60                               | -35.69                            | O   |
| 6114.521305                    | -77764.50                  | 11.65                               | -50.76                            | O   |
| 6114.542544                    | -77743.52                  | 12.18                               | -52.91                            | O   |
| 6115.514333                    | -77727.63                  | 6.28                                | -8.35                             | O   |
| 6115.535548                    | -77729.12                  | 5.84                                | -35.93                            | O   |
| 6116.514941                    | -77739.54                  | 7.98                                | -25.19                            | O   |
| 6116.536133                    | -77739.84                  | 7.34                                | -13.34                            | O   |
| 6117.475560                    | -77764.48                  | 6.31                                | -10.70                            | O   |
| 6117.496811                    | -77762.48                  | 6.53                                | -20.69                            | O   |
| 6436.576753                    | -77690.77                  | 5.48                                | -20.76                            | R   |
| 6437.676342                    | -77732.91                  | 7.26                                | -9.82                             | R   |
| 6462.515513                    | -77733.73                  | 8.71                                | -35.87                            | R   |
| 6463.465239                    | -77701.82                  | 9.73                                | -24.03                            | R   |
| 6482.571731                    | -77707.87                  | 11.48                               | 16.11                             | R   |
| 6482.593676                    | -77713.09                  | 11.15                               | -25.66                            | R   |
| 6495.416309                    | -77696.42                  | 5.96                                | 1.10                              | R   |
| 6497.548192                    | -77737.89                  | 9.71                                | 5.84                              | R   |
| 6497.564893                    | -77735.63                  | 8.70                                | -15.85                            | R   |
| 6498.638143                    | -77695.98                  | 9.68                                | -38.55                            | R   |
| 6498.652622                    | -77697.74                  | 12.27                               | -54.50                            | R   |
| 6499.530536                    | -77686.68                  | 9.26                                | 16.28                             | R   |
| 6499.545593                    | -77688.48                  | 8.77                                | 29.85                             | R   |
| 6500.412431                    | -77717.32                  | 7.05                                | -25.93                            | R   |
| 6500.428599                    | -77729.78                  | 7.32                                | -35.69                            | R   |
| 6501.556731                    | -77732.92                  | 10.31                               | -63.39                            | R   |
| 6510.450025                    | -77698.01                  | 8.45                                | -10.25                            | R   |
| 6511.445178                    | -77730.92                  | 7.26                                | -1.55                             | R   |
| 6511.466532                    | -77725.08                  | 7.87                                | -65.89                            | R   |
| 6512.447436                    | -77701.43                  | 6.46                                | -21.48                            | R   |
| 6512.468362                    | -77702.63                  | 6.08                                | -12.55                            | R   |
| 6513.439347                    | -77702.26                  | 6.73                                | 8.23                              | R   |
| 6513.460087                    | -77704.35                  | 5.80                                | -52.45                            | R   |
| 6514.389197                    | -77716.24                  | 8.60                                | 1.79                              | R   |
| 6514.410123                    | -77715.08                  | 8.74                                | -27.32                            | R   |
| 6515.380077                    | -77727.62                  | 10.05                               | -13.66                            | R   |
| 6515.401315                    | -77718.09                  | 11.59                               | 16.72                             | R   |
| 6528.437262                    | -77706.54                  | 10.10                               | -30.15                            | R   |
| 6530.406773                    | -77690.25                  | 6.29                                | -2.74                             | R   |
| 6532.371144                    | -77732.99                  | 7.62                                | -17.58                            | R   |

#### 4. Discussion and conclusions

Thanks to forty precise spectroscopic observations obtained with HARPS-N, and a Bayesian combined analysis of these measurements and *Kepler* photometry, we were able to characterize the Kepler-101 planetary system. The system consists of a hot super-Neptune, Kepler-101b at a distance of 0.047 au from the host star, and an outer Earth-sized planet, Kepler-101c with semi-major axis of 0.068 au and mass  $< 3.8 M_{\oplus}$ .

Figure 3 shows the positions of Kepler-101b and c in the radius-mass diagram of known exoplanets with radius  $R_p \leq 12 R_{\oplus}$ , mass  $M_p < 500 M_{\oplus}$ , and precision on the mass better than 30%. Green diamonds indicate the Solar System giant planets Jupiter, Saturn, Neptune, Uranus, and the terrestrial planets Earth and Venus (from right to left). The three dotted lines indicate isodensity curves of 0.5, 1.5, and 5 g cm<sup>-3</sup> (from top to bottom), and the blue solid lines show the mass and radius of planets consisting of pure water, 100% rocks, and 100%

iron (Seager et al. 2007). Kepler-101b joins the rare known transiting planets in the transition region between Saturn-like and Neptune-like planets. A lower occurrence of giant planets in the mass interval  $30 \lesssim M_p \lesssim 70 M_{\oplus}$  is expected from certain models of planet formation through core accretion followed by planetary migration and disc dissipation (e.g., Mordasini et al. 2009; see their Fig. 3). This is likely related to the fact that when a protoplanet reaches the critical mass to undergo runaway accretion (Pollack et al. 1996), its mass quickly increases up to 1-3  $M_{\text{Jup}}$ . Therefore, disc dissipation might have occurred at the time of gas supply (Mordasini et al. 2009). Indeed, the X-ray and EUV energy flux from the parent star can account for a mass loss of  $< 13 M_{\oplus}$  during its lifetime of  $\sim 6$  Gyr, according to Sanz-Forcada et al. (2011).

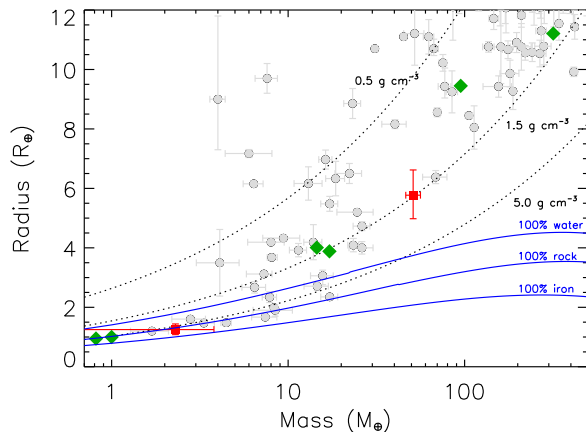
In terms of mass and radius, Kepler-101b is, to our knowledge, the first fully-characterized super-Neptune. Indeed, seven known transiting planets with accurately measured masses have radii comparable with that of Kepler-101b at 1  $\sigma$ , namely CoRoT-8b, HAT-P-26b, Kepler-18c, Kepler-25b, Kepler-56b, Kepler-87c, and Kepler-89e. However, CoRoT-8b is a dense sub-Saturn with a higher mass than Kepler-101b, i.e.  $M_p = 69.9 \pm 9.5 M_{\oplus}$  (Bordé et al. 2010), and the remaining planets are low-density Neptunes with masses below  $\sim 25 M_{\oplus}$ . All the three planets with mass comparable to that of Kepler-101b mass, i.e. Kepler-35b, Kepler-89d, and Kepler-9b, have larger radii, i.e.  $R_p > 8 R_{\oplus}$ .

According to models of the internal structure of irradiated (Fortney et al. 2007; Lopez & Fortney 2013) and non-irradiated (Mordasini et al. 2012) planets, Kepler-101b's interior should contain a significant amount of heavy elements; more than 60% of its total mass. This might further support the observed correlation between the heavy element content of giant planets and the metallicity of their parent stars (Guillot 2008). Detailed modeling of the internal structure of the Earth-sized planet Kepler-101c is not possible because of the weak constraint on its mass, i.e.  $M_p < 3.8 M_{\oplus}$  ( $< 8.7 M_{\oplus}$ ) at 1  $\sigma$  ( $2 \sigma$ ). We are only able to exclude a composition of pure iron with 68.3% probability, according to models for solid planets by Seager et al. (2007) and Zeng & Sasselov (2013), and any H/He envelope from the planetary radius constraint (Rogers et al. 2011).

We carried out a small number of N-body runs using a Hermite integrator (Makino 1991), to investigate the stability of the Kepler-101 planetary system. The mass of the star and inner planet were set according to the values in Table 1, as were the semi-major axis and eccentricity of the inner planet. The semi-major axis of the outer planet was also set according to the value in Table 1, but we varied its mass and the initial eccentricity of its orbit. We ran each simulation for at least  $10^8$  orbits of the inner planet. Our simulations suggest that the system is stable for outer planet masses between 1 and 4 Earth masses and for outer planet eccentricities  $e \leq 0.2$ . Orbit crossing would occur if the outer eccentricity exceeded  $e = 0.25$  and none of our simulations with an outer planet eccentricity  $e \geq 0.225$  was stable. Hence, our results indicate that the system is stable for masses  $\lesssim 4 M_{\oplus}$  of the outer planet, in agreement with the 1  $\sigma$  upper limit from RV measurements, and for all eccentricities  $e \leq 0.2$ .

The fact that both planets in the Kepler-101 system transit their parent star suggests that these planets evolved through disc-planet interactions (Kley & Nelson 2012), rather than through dynamical interactions (Rasio & Ford 1996). One suggested mechanism for forming close-in multiple planets is that differential migration forces the planets into a stable resonance, after which the planets migrate inwards together (Lee & Peale 2002). That a large fraction of the known multiple planet systems are





**Fig. 3.** Mass-radius diagram of the known transiting planets with radius  $R_p \leq 12 R_\oplus$ , mass  $M_p < 500 M_\oplus$ , and precision on the mass better than 30 %. The three dotted lines correspond to different isodensity curves. From top to bottom, the blue solid lines indicate mass and radius for planets consisting in pure water, 100% silicates, and 100% iron (Seager et al. 2007). The positions of Kepler-101b and c are plotted with red squares.

in mean motion resonance (MMR) (Crida et al. 2008) would seem to be consistent with this picture. The Kepler-101 planets, however, are not in a mean motion resonance, and so this seems an unlikely formation scenario. On the other hand, the inner planet is close enough to the host star that it is likely that its orbit is influenced by a tidal interaction. Therefore, it is possible that the two planets did migrate inwards in a 3:2 MMR but that the inner planet has since migrated further inwards due to tidal effects (Delisle & Laskar 2014). Additionally, neither planet is massive enough to undergo gap opening Type II migration (Lin & Papaloizou 1986), and so they would be expected to migrate in the faster Type I regime (Ward 1997). That the inner planet is more massive than the outer, would also suggest that differential migration should cause these planets to separate, rather than migrating into a resonant configuration. Additionally, the density of Kepler-101b suggests that it likely formed beyond the snowline. Although we don't have an accurate density for Kepler-101c, the data may suggest that it has a composition consistent with formation inside the snowline. If so, this may be an example of a system in which an inner planet has survived the passage of a more massive outer planet, been scattered onto a wider orbit, and then migrated inwards to where it is today (Fogg & Nelson 2005; Cresswell & Nelson 2008). Indeed, the Kepler-101 system does not follow the trend observed for  $\sim 70\%$  of *Kepler* planet pairs with at least one Neptune-size or larger planet. In such systems, the larger planet, typically, has the longer period (Ciardi et al. 2013).

In conclusion, both the architecture of the Kepler-101 planetary system and the first full characterization of a super-Neptune are certainly of interest for a better understanding of planet formation and evolution, and for the study of the internal structures of giant planets in the transition region between Saturn-like and Neptune-like planets.

*Acknowledgements.* The HARPS-N project was funded by the Prodex Program of the Swiss Space Office (SSO), the Harvard- University Origin of Life Initiative (HUOLI), the Scottish Universities Physics Alliance (SUPA), the University of Geneva, the Smithsonian Astrophysical Observatory (SAO), and the Italian National Astrophysical Institute (INAF), University of St. Andrews,

Queens University Belfast and University of Edinburgh. The research leading to these results has received funding from the European Union Seventh Framework Programme (FP7/2007-2013) under Grant Agreement n. 313014 (ETA-EARTH). This research has made use of the results produced by the PLS2 Project managed by the Consorzio COMETA, a co-funded project by the Italian Ministero dell'Istruzione, Università e Ricerca (MIUR) within the Piano Operativo Nazionale Ricerca Scientifica, Sviluppo Tecnologico, Alta Formazione (PON 2002006). X. Dumusque would like to thank the Swiss National Science Foundation (SNSF) for its support through an Early Postdoc Mobility fellowship. P. Figueira acknowledges support by Fundação para a Ciência e a Tecnologia (FCT) through the Investigador FCT contract of reference IF/01037/2013 and POPH/FSE (EC) by FEDER funding through the program "Programa Operacional de Factores de Competitividade - COMPETE". R.D. Haywood acknowledges support from an STFC postgraduate research studentship. This publication was made possible through the support of a grant from the John Templeton Foundation. The opinions expressed in this publication are those of the authors and do not necessarily reflect the views of the John Templeton Foundation.

## References

- Baranne, A., Queloz, D., Mayor, M., et al. 1994, *A&AS*, 119, 373  
 Biazzo, K., D'Orazi, V., Desidera, S., et al. 2012, *MNRAS*, 427, 2905  
 Bordé, P., Bouchy, F., Deleuil, M., et al. 2010, *A&A*, 520, A66  
 Buchhave, L., Bizarro, M., Latham, D. W., et al. 2014, *Nature*, 509, 593  
 Ciardi, D. R., Fabrycky, D. C., Ford, E. B. et al. 2013, *ApJ*, 763, 41  
 Claret, A. 2000, *A&A*, 363, 1081  
 Cosentino, R., Lovis, C., Pepe, F., et al. 2012, in *Society of Photo-Optical Instrumentation Engineers (SPIE) Conference Series*, Vol. 8446, *Society of Photo-Optical Instrumentation Engineers (SPIE) Conference Series*  
 Cresswell, P., & Nelson, R.P. 2008, *A&A*, 482, 677  
 Crida, A., Sandor, Z., & Kley W. 2008, *A&A*, 483, 325  
 Delisle, J.-B., & Laskar, J. 2014, *A&A*, accepted, arXiv:1406.0694  
 Demarque, P., Woo, J.-H., Kim, Y.-C., & Yi, S. K. 2004, *ApJS*, 155, 667  
 Dumusque, X., Bonomo, A. S., Haywood, R. D., et al. 2014, *ApJ*, accepted, arXiv:1405.7881  
 Eastman, J., Gaudi, B. S., & Agol, E. 2013, *PASP*, 125, 923  
 Fogg, M. J., & Nelson, R.P. 2005, *A&A*, 441, 791  
 Fogg, M. J., & Nelson, R. P. 2007, *A&A*, 461, 1195  
 Ford, E. B. 2006, *ApJ*, 642, 505  
 Fortney, J. J., Marley, M. S., & Barnes, J. W. 2007, *ApJ*, 659, 1661  
 Giménez, A. 2006, *A&A*, 450, 1231  
 Guillot, T. 2008, *Physical Scripta*, 130, id. 014023  
 Ida, S., & Lin, D. N. C. 2008, *ApJ*, 673, 487  
 Jenkins, J. M., Caldwell, D. A., Chandrasekaran, H. et al. 2010, *ApJ*, 713, L87  
 Kang, W., & Lee, S.-G. 2012, *MNRAS*, 425, 3162  
 Kipping, D. 2010, *MNRAS*, 408, 1758  
 Kipping, D. 2013, *MNRAS*, 435, 2152  
 Kley, W., & Nelson, R.P. 2012, *ARA&A*, 50, 211  
 Knutson, H. A., Charbonneau, D., Cowan, N. B., et al. 2009, *ApJ*, 703, 769  
 Kurucz, R. I. 1993, *ATLAS9 Stellar Atmosphere Programs and 2 km/s grid*. Kurucz CD-ROM No. 13. Cambridge, Mass.: Smithsonian Astrophysical Observatory, 1993.  
 Latham, D. W., Rowe, J. F., Samuel, N. Q., et al. 2011, *ApJ*, 732, L24  
 Lee, M.H., & Peale, S. J. 2002, *ApJ*, 567, 596  
 Lin, D.N.C., & Papaloizou, J. 1986, *ApJ*, 307, 395  
 Lopez, E. D., & Fortney J. J. 2013, submitted, arXiv:1311.0329  
 Makino, J. 1991, *ApJ*, 369, 200  
 Mayor, M., Pepe, F., Queloz, D., et al. 2003, *The Messenger* (ISSN0722-6691), No.114, p. 20-24  
 Mordasini, C., Alibert, Y., Benz W., & Naef, D. 2009, *A&A*, 501, 1161  
 Mordasini, C., Alibert, Y., Georgy, C. et al. 2012, *A&A*, 547, A112  
 Ogihara, M., Inutsukar, S.-I., Kobayashi, H., 2013, *ApJ*, 778, L9  
 Pepe, F., Mayor, M., Galland, F., et al. 2002, *A&A*, 388, 632  
 Pepe, F., Cameron, A. C., Latham, D. W. et al. 2013, *Nature*, 503, 377  
 Pollack, J. B., Hubickyj, O., Bodenheimer, P., et al. 1996, *Icarus*, 124, 62

- Rasio, F.A., & Ford, E.B. 1996, *Science*, 274, 954
- Rogers, L. A., Bodenheimer, P., Lissauer, J. J., & Seager, S. 2011, *ApJ*, 738, 59
- Rowe, J. F., Bryson, S. T., Marcy, G. W. et al. 2014, *ApJ*, 784, 45
- Raymond, S. N., Barnes, R., & Mandell, A. M. 2008, *MNRAS*, 384, 663
- Santerne, A., Díaz, R. F., Bouchy, F. et al. 2011, *A&A*, 528, A63
- Sanz-Forcada, J., Micela, G., Ribas, I., et al. 2011, *A&A*, 531, A6
- Seager, S., Kuchner, M., Hier-Majumder, C. A., & Militzer, B., et al. 2007, *ApJ*, 669, 1279
- Snedden, C. A. 1973, Ph.D. Thesis, The University of Texas at Austin
- Sozzetti, A., Yong, D., Torres, G., et al. 2004, *ApJ*, 616, L167
- Sozzetti, A., Yong, D., Carney, B. W., et al. 2006, *AJ*, 131, 2274
- Sozzetti, A., Torres, G., Charbonneau, D. et al. 2007, *ApJ*, 664, 1190
- Sousa, S. G., Alapini, A., Israelian, G., & Santos, N. C. 2010, *A&A*, 512, A13
- Southworth, J. 2012, *MNRAS*, 426, 1292
- Steffen, J. H., Fabrycky, D. C., Ford, E. B., et al. 2012, *MNRAS*, 421, 2342
- Ter Braak, C. J. F. 2006, *Statistics and Computing*, 16, 239
- Torres, G., Fischer, D. A., Sozzetti, A. et al. 2012, *ApJ*, 757, 161
- Ward, W.R. 1997, *Icarus*, 126, 261
- Zeng, L., & Sasselov, D. 2013, *PASP*, 125, 227