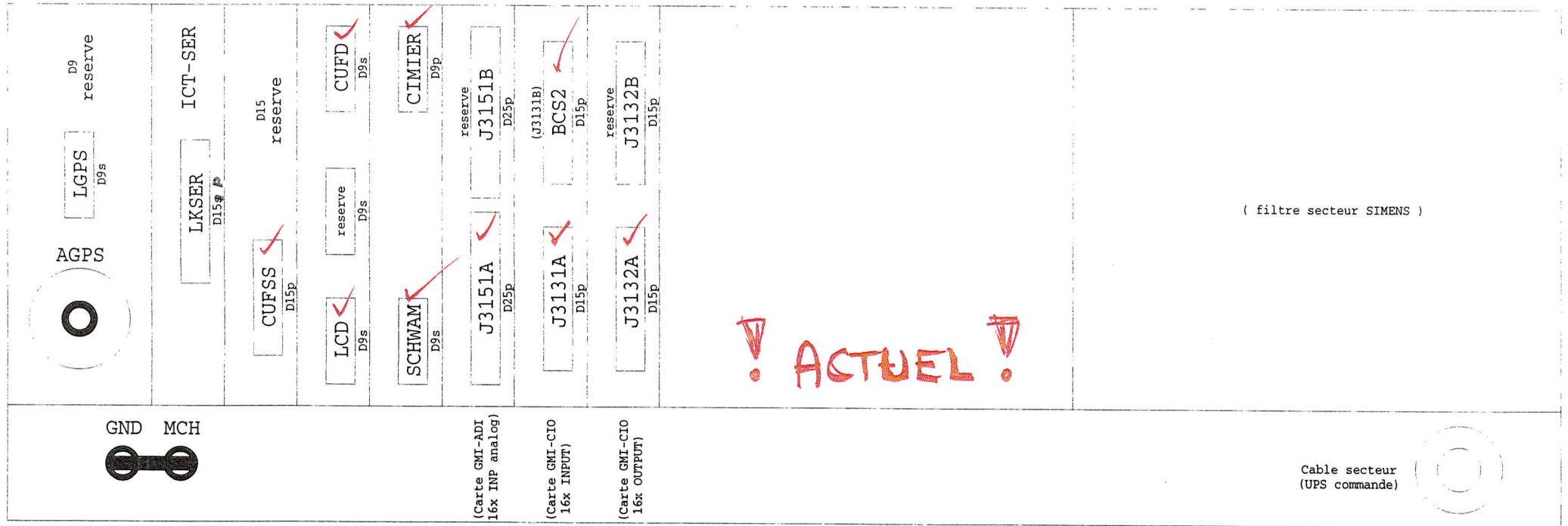






(Implantation des connecteurs vus depuis l'arriere)
















? BCS2 ?

question : Jeannet



Chassis "SERVICES"



RESERVE

GPS

LGPS

AGPS

LKSER

RESERVE

CUFD

RESERVE

CUFSS

LCD

CIMIER

SCHWAMLE

RESERVE J3151B

J3151A

BCS2 (J3131B)

J3131A

RESERVE J3132B

J3132A

GND

MCHASSIS